

# Overview of Firebird Trading Tools

November 15, 2024

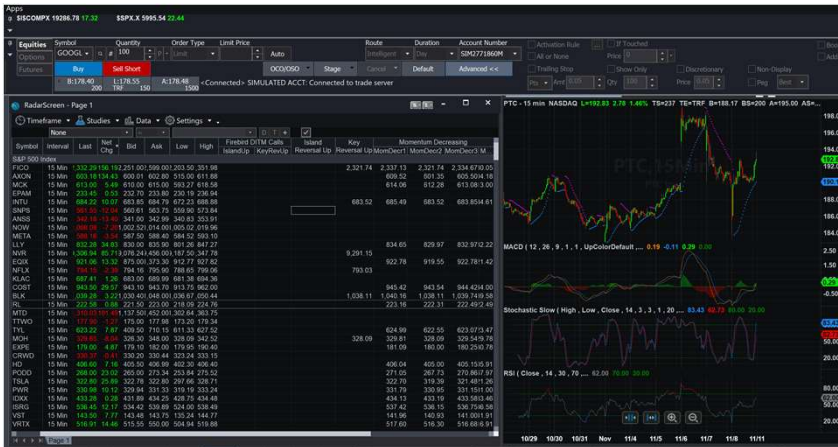


**Firebird Trading Systems**

*"Empowering Traders. Elevating Success"*

*Firebird confidential and proprietary. Unauthorized disclosure, reproduction or other prohibited.*

# Overview of Firebird Trading Tools



TradeStation Technologies, Inc. All Rights Reserved.



**Firebird Trading Systems**

**"Empowering Traders. Elevating Success."**

## Regulatory Statement and Disclaimer:

*Firebird nor any of its principals are registered as a securities broker-dealer or an investment advisor either with the U.S. Securities and Exchange Commission (the "SEC") or with any state securities regulatory authority. No one affiliated with Firebird is licensed to provide investment advice,*

*U.S. Government required disclaimer-commodity futures trading commission states: futures and options trading has large potential risks and be willing to accept them in order to invest in the futures and options market. Don't trade with money you can't afford to lose. This is neither a solicitation nor an offer to Buy/Sell futures, stocks or options on the same. No representation is being made that any account will or is likely to achieve profits or losses similar to those discussed on this website. The past performance of any trading system or methodology is not necessarily indicative of future results.*

*Firebird confidential and proprietary. Unauthorized disclosure, reproduction or other prohibited.*

# Overview of Firebird Trading Tools



TradeStation Technologies, Inc. All Rights Reserved.



Firebird Trading Systems

"Empowering Traders. Elevating Success"

## Our Mission

At Firebird Trading Systems, our mission is to empower traders at every level—whether you're just starting or looking to refine your skills—by providing cutting-edge, fully automated trading systems and powerful tools for stocks, futures, forex, cryptocurrencies, and options.


Firebird confidential and proprietary. Unauthorized disclosure, reproduction or other prohibited.

# Trading Tools

Take Your Trading to the Next Level with **Trading Algorithms and Tools. Experience Automated Trading Algorithms** in Your Own US-Regulated Brokerage Account.

Empower your business with expert trading systems development and AI services. Our team of professionals is dedicated to helping you reach new heights of success.

[Learn More](#)


 **Firebird Trading Systems**

*"Empowering Traders. Elevating*

*Success"*

*Firebird confidential and proprietary. Unauthorized disclosure, reproduction or other prohibited.*

# Trading Tools



Books
Delta/Gamma
Skew Search
Trading Systems
Contact Us

## Scanner Tools

Home / Scanner Tools

These search files can be uploaded into the TradeStation platform and used in the TradeStation Scanner to search for stocks which may have extreme skews. Once identified in the Scanner, analysis in OptionStation is necessary to determine if the option combinations offer traders a favorable entry.

Search Tool	# of Legs	Description	Status	Market Price (Monthly)	Action
Puts Only					
Bear Diagonal Skew Search	2	This Bear Diagonal Skew Search tool scans all optionable stocks in a price range of 89 to 399 and identifies those which may exhibit the most profitable combinations of long and short puts, where the Long Strike is less than the Short Strike. Extreme positive skews are used as a filter to find spreads where the prices of long to short legs are unusually skewed in favor of the trader. If the extreme skew criteria is not met no results are presented.	Active	\$9.00 / 30 days	<a href="#" style="background-color: white; color: #ff4500; padding: 2px 5px;">Buy Now</a>
Bull Diagonal Skew Search	2	This Bull Diagonal Skew Search tool scans all optionable stocks in a price range of 89 to 399 and identifies those which may exhibit the most profitable combinations of long and short puts, where the Long Strike is less than the Short Strike. Extreme positive skews are used as a filter to find spreads where the prices of long to short legs are unusually skewed in favor of the trader. If the extreme skew criteria is not met no results are presented.	Active	\$9.00 / 30 days	<a href="#" style="background-color: white; color: #ff4500; padding: 2px 5px;">Buy Now</a>
Calendar Skew Search	2	This Calendar Skew Search tool scans all optionable stocks in a price range of 89 to 399 and identifies those which may exhibit the most profitable combinations of long and short puts, where the Long Strike is the same as the Short Strike. Extreme positive skews are used as a filter to find spreads where the prices of long to short legs are unusually skewed in favor of the trader. If the extreme skew criteria is not met no results are presented.	Active	\$9.00 / 30 days	<a href="#" style="background-color: white; color: #ff4500; padding: 2px 5px;">Buy Now</a>
Ratio Bull Diagonal Skew Search	3 - 5	This Ratio Bear Diagonal Skew Search tool scans all optionable stocks in a price range of 89 to 399 and identifies those which may exhibit the most profitable combinations of long and short puts, where the Short Strike is less than the Long Strike and the number of long legs can exceed the number of	Inactive	\$9.00 / 30 days	This product is inactive.

TradeStation Technologies, Inc. All Rights Reserved.



**Firebird Trading Systems**

*"Empowering Traders. Elevating*

*Success"*

*Firebird confidential and proprietary. Unauthorized disclosure, reproduction or other prohibited.*



# Trading Tools

Thank you. Your order has been received.

- Order number: **1192**
- Date: **November 10, 2024**
- TradeStation Customer Number: [REDACTED]
- Email: [tom@firebirdtradingsystems.com](mailto:tom@firebirdtradingsystems.com)
- Total: **\$9.00**
- Payment method: **Stripe credit card payment**

## Downloads

Product	Downloads remaining	Expires	Download
<a href="#">Bear Diagonal Skew Search</a>	∞	Never	Firebird Bear Diagonal Skew Indicator

## Order details

Product	Total
Puts Only <a href="#">Bear Diagonal Skew Search</a> × 1	\$9.00 / 30 days
<b>Subtotal:</b>	\$9.00
<b>Payment method:</b>	Stripe credit card payment
<b>Total:</b>	\$9.00

Thanks for shopping with us

Hi Tom,

We have finished processing your order.

For installation instructions please click on the link to download the instruction manual.

- [TradeStation Import Instructions](#)
- [Tool Configurations and Instructions](#)
- [Terms and Conditions](#)

## Downloads

Product	Expires	Download
<a href="#">Bear Diagonal Skew Search</a>	Never	<a href="#">Firebird Bear Diagonal Skew Indicator</a>

[Order #1192] (November 10, 2024)

## TradeStation Customer Number

Product	Quantity	Price
Puts Only <a href="#">Bear Diagonal Skew Search</a>	1	\$9.00 / 30 days
<b>Subtotal:</b>		\$9.00
<b>Payment method:</b>		Stripe credit card payment
<b>Total:</b>		\$9.00



**Firebird Trading Systems**

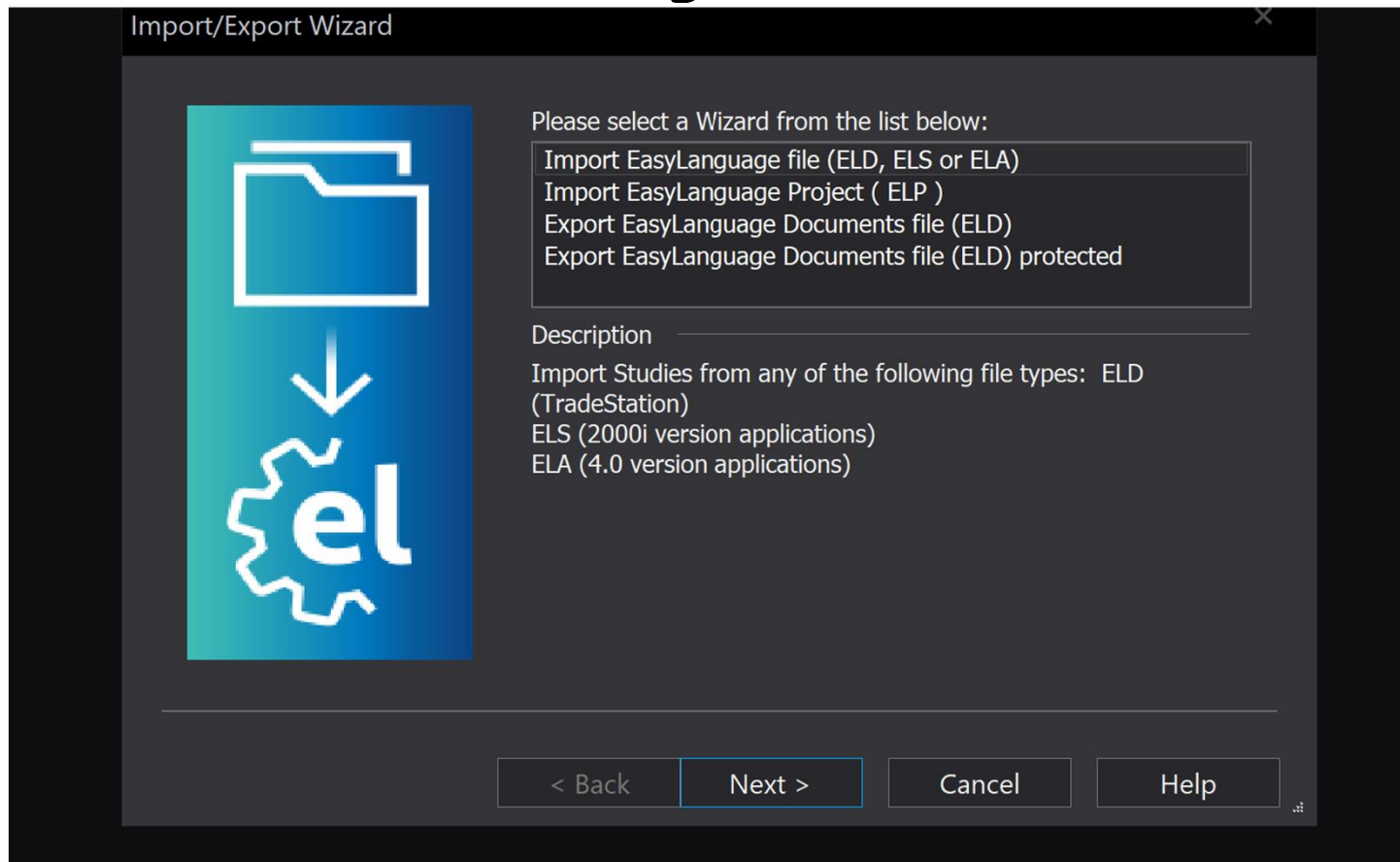
*"Empowering Traders. Elevating*

*Success"*

*Firebird confidential and proprietary. Unauthorized disclosure, reproduction or other prohibited.*



# Trading Tools



TradeStation Technologies, Inc. All  
Rights Reserved.



**Firebird Trading Systems**


















*"Empowering Traders. Elevating*

*Success"*

*Firebird confidential and proprietary. Unauthorized disclosure, reproduction or other prohibited.*

# Trading Tools

Select Indicator ✕

Name	Short Name	Modified
 %Chg	%Chg	04/20/2020 03:15 pm
 %R	%R	03/31/2020 02:12 pm
 _Firebird Batman Skew	_Firebird Ba...	07/30/2024 03:29 pm
 _Firebird Bear Diagonal Skew	_Firebird Be...	07/30/2024 03:29 pm
 _Firebird Bull Diagonal Skew	_Firebird Bul...	07/30/2024 03:29 pm
 _Firebird Calendar Skew	_Firebird Cal...	07/30/2024 03:29 pm
 _Firebird Covered Calls Skew	_Firebird Co...	07/30/2024 03:29 pm
 _Firebird Pivot Skew	_Firebird Piv...	08/12/2024 06:05 pm
 52 Wk Channel	52WkChan	04/20/2020 03:15 pm
 52 Wk High-Low	52WkHi/Low	04/20/2020 03:15 pm
 Accel Decel Oscillator	AC Osc	04/20/2020 03:15 pm
 Accum Dist - BuyPr	AccDistBP	04/20/2020 03:31 pm
 Accum Dist - PrVol	AccDistPV	04/25/2016 10:40 am
 Accum Swing Index	ASX	04/20/2020 03:15 pm
 ADX	ADX	03/31/2020 02:10 pm
 ADXR	ADXR	03/31/2020 02:09 pm
 Algo - Bracket Orders - Entry ...	BrackEntEx	06/14/2017 02:51 pm

OK  
Cancel  
Help

Definition

Titles and definitions are intended to give a general idea of a trading concept or analysis tool. No particular security, group of securities, industry segment, analysis interval, idea, approach, strategy or setting is being recommended to you or in any manner endorsed by TradeStation Securities or any of its affiliates. Solely you are responsible for the results of the trading approach or strategy that you design or use.

TradeStation Technologies, Inc. All Rights Reserved.



**Firebird Trading Systems**

*"Empowering Traders. Elevating*

*Success"*

*Firebird confidential and proprietary. Unauthorized disclosure, reproduction or other prohibited.*



# Trading Tools

Scan	St...	Symbol	Close	IV (3 Days Ago)	IV (5 Days Ago)	IV (Today)	Open Interest...	RSI: RSI	Firebird Bull ...
+ Bull Diagonal Skew	Idle	1 CRWD	347.88	49	44.81	50.76	482,693	39.15	2.29
+ eFirebird Batman Skew	Idle	2 IQV	211.51	28	28.24	31.23	15,847	47.90	7.32
+ eFirebird Bear Diagonal Skew	Idle	3 MDB	300.89	52	48.14	54.72	185,394	34.64	12.84
+ eFirebird Bull Diagonal Skew	Idle	4 MSTU	126.60	220	178.61	253.15	35,285	32.70	15.93
+ eFirebird Calendar Skew	Idle	5 PCVX	96.63	43	38.92	48.36	13,014	44.82	1.40
+ eFirebird Covered Calls	Idle	Results and data as of: 11/14/2024 at 8:48:53 AM							
+ Firebird Batman Skew	Idle								
+ Firebird Bear Diagonal Skew	Idle								
+ Firebird Bull Diagonal Skew	Idle								
+ Firebird Calendar Skew	Idle								
+ Firebird Covered Calls Skew	Idle								
+ Firebird Gamma Scalping Score	Idle								
+ Firebird Pivot Skew Search	Idle								
+ Straight Options Test	Idle								
+ test	Idle								
+ test 4	Idle								
+ test2	Idle								
+ test3	Idle								

TradeStation Technologies, Inc. All Rights Reserved.



**Firebird Trading Systems**

*"Empowering Traders. Elevating*

*Success"*

*Firebird confidential and proprietary. Unauthorized disclosure, reproduction or other prohibited.*

# Trading Tools

Symbol	Interval	Last	Net Chg	Bid	Ask	Low	High	Firebird Bull Diagonal Skew RS	Firebird Bear Diagonal Skew RS	Firebird Batman Skew RS	Firebird Pivot Skew RS	Firebird DITM Calls IslandUp	KeyRevUp	RSI Simple	Volatility	Next Earnings Date	Date	Status	Next Earnings ... #Days	Custom Note	+
COIN	5 Min	289.26	4.54	288.49	289.72	287.53	291.17			1,093.12				49.47	3.91			No Data			
GS	5 Min	600.00	5.78	599.06	600.00	598.01	600.98	210.32						75.81	1.21	01/15/25		Confirmed	62		
AMAT	5 Min	186.71	3.92	186.53	187.02	186.30	187.58	112.81						81.97	0.65	11/14/24		Confirmed	0		
PANW	5 Min	400.69	-1.67	399.42	402.31	398.67	403.16		5.81	28.91				20.40	1.04	11/20/24		Confirmed	6		
INSP	5 Min	182.74	0.56	182.08	184.25	181.88	182.74				50.43			50.25	0.64	02/04/25		Tentative	82		
TSM	5 Min	188.82	2.16	188.70	189.03	188.40	189.69	192.64		947.65				72.42	0.54	01/16/25		Tentative	63		
QCOM	5 Min	162.19	1.77	162.05	162.43	161.87	163.28	99.74						65.70	0.48	01/29/25		Tentative	76		
SMH(HB)	5 Min	250.19	2.56	250.08	250.19	249.56	250.64	120.20						67.18	0.61			No Data			
AMD	5 Min	140.82	1.52	140.76	140.84	140.02	141.18	74.76						56.24	0.43	01/28/25		Tentative	75		
MU	5 Min	100.96	1.04	100.94	100.99	100.45	101.40	130.88						61.50	0.31	12/18/24		Tentative	34		
BA	5 Min	140.07	0.10	140.06	140.28	140.07	141.08							66.47	0.40	01/29/25		Tentative	76		
AMZN	5 Min	214.94	0.84	214.93	214.95	213.96	214.94							65.96	0.51	01/30/25		Tentative	77		
CAT	5 Min	389.18	2.11	388.60	389.75	388.00	389.61			795.57				61.56	0.68	02/03/25		Tentative	81		
NFLX	5 Min	832.47	2.00	831.14	833.99	830.02	834.75		4.80	20.35				47.15	1.72	01/21/25		Tentative	68		
NVDA	5 Min	146.92	0.65	146.90	146.94	146.90	147.77	5.20						51.76	0.45	11/20/24		Confirmed	6		
HD	5 Min	409.63	-0.56	408.56	410.00	408.00	410.69	31.19	3.27					61.53	0.81			No Data			
SRPT	5 Min	111.65	-0.83	110.93	112.34	111.65	112.58							41.04	0.35			No Data			
DIA(HB)	5 Min	440.72	0.91	440.84	440.88	440.40	440.94			1,029.77				70.58	0.37			No Data			
MMM	5 Min	132.32	0.87	132.18	132.44	131.81	132.32	191.78						83.92	0.21	01/21/25		Tentative	68		
LABU(HB)	5 Min	129.50	-0.32	129.08	129.50	128.50	130.25			426.04				39.24	0.70			No Data			
ANF(HB)	5 Min	144.06	2.34	143.73	144.48	143.87	144.07			1,143.20				68.73	0.55	11/26/24		Confirmed	12		
EA	5 Min	162.99	0.27	162.38	163.00	162.55	162.99							70.96	0.17	02/04/25		Confirmed	82		
ENTG	5 Min	106.73	1.61	106.05	106.75	106.08	106.73	160.45						80.49	0.34			No Data			
BX	5 Min	183.00	1.44	182.63	183.35	182.09	183.39	274.27						82.00	0.41	01/23/25		Tentative	70		
DE(HB)	5 Min	388.82	-0.63	388.10	389.89	387.79	390.73			1,066.40				55.55	0.73	11/21/24		Confirmed	7		
HON	5 Min	233.46	0.39	232.60	233.46	232.21	233.60							48.00	0.48	01/30/25		Tentative	77		
WHR	5 Min	114.76	0.94	114.20	114.80	114.06	114.76							64.28	0.28	01/27/25		Tentative	74		
CRL	5 Min	207.13	0.59	206.50	208.10	206.50	207.13							53.68	0.69			No Data			
ANET	5 Min	394.53	-0.63	393.53	394.99	393.00	395.00							34.13	0.87			No Data			
ACGL	5 Min	101.73	0.55	101.24	101.85	101.27	101.74							65.13	0.14			No Data			
CME	5 Min	228.57	0.43	227.73	228.82	227.73	228.92	49.59						71.90	0.29			No Data			
QQQ	5 Min	512.26	0.01	512.28	512.29	511.91	512.72							44.67	0.63			No Data			
CMG	5 Min	58.83	-0.44	58.80	58.88	58.83	59.01							16.31	0.14	02/04/25		Tentative	82		
FSLR	5 Min	182.43	0.30	182.13	182.73	181.71	183.10	336.10						78.89	0.60			No Data			
SBUX	5 Min	99.43	-0.37	99.39	99.54	99.17	99.63							48.15	0.17	01/28/25		Tentative	75		

TradeStation Technologies, Inc. All Rights Reserved.



Firebird Trading Systems

"Empowering Traders. Elevating

Success"

Firebird confidential and proprietary. Unauthorized disclosure, reproduction or other prohibited.



# Firebird Trading Systems

*"Empowering Traders. Elevating  
Success"*

## Contact Info:

[tom@firebirdtradingsystems.com](mailto:tom@firebirdtradingsystems.com)

410.409.3013

*Firebird confidential and proprietary. Unauthorized disclosure, reproduction or other prohibited.*